



**SCHLETTER**  
The Solar Mounting Group

# COMPONENT OVERVIEW 2022<sub>/2</sub>



## **General information**

### **Materials:**

Roof hooks and their main components:  
High-grade steel with zinc flake coating, stainless steel 1.4301 or aluminium

Screws:

Stainless steel A2 or better

Sheet metal parts:

Stainless steel 1.4301 or aluminium

Module clamps:

Aluminium

Rubber seal:

EPDM gasket (UV-resistant)

Deviating materials are described with the individual items.

### **Planning aid:**

Configuration and structural dimensioning with the Schletter Configurator.

### **Structural analysis:**

Static calculation according to the current country-specific standards (in Germany EN 1991, EC1). Structural analysis supplement for the dimensioning of the number of required fastening points, based on the structural analysis. Please make sure you observe the structural analysis information in each case! The verification of the adhesive force of the roof to the substructure is not included in the general structural analysis appendices!

### **Tolerances:**

Production-specific tolerances are to be considered with all dimension specifications.

### **Global distribution network:**

On customer request, all companies in the Schletter Group can obtain goods from other branches.

# TABLE OF CONTENTS

## Component overview

<b>Presentation</b>	
Brochures and software	06
Sample case	07
<b>Roof hooks</b>	
Standard roof hooks	10
Rapid <sup>2+</sup> Pro roof hooks	11
Pro HSL roof hooks	12
ProLine roof hooks	13
Alu-Tile	14
Roof hooks, special design	15
Roof hook accessories	18
<b>Special fasteners</b>	
Special fasteners for roofs with steel substructure	22
Special fasteners for roofs with wooden substructure	24
Special fasteners accessories	25
Sheet metal seam clamps	26
Pro sheet metal seam clamps	28
Trapezoidal sheet connection	30
Trapezoidal sheet metal and bitumen roof connection	31
<b>Module clamps</b>	
Module clamps for framed modules	34
Clamps for laminate modules	36
Laminate clamp accessories	37
<b>Profiles</b>	
Module support and mounting profiles	40
Pro module support and mounting profiles	42
Profile accessories	43
<b>Supports</b>	
Flat roof supports-Beam kit	48
Flat roof support/Facade support-Beam kit	49
Green roof supports	50
Beam kit accessories	51
Support accessories	52
<b>Load-optimized flat roof systems</b>	
FixGrid	56
FlatGrid	59
FixGrid Pro	60
<b>PvMax Energy-Kits</b>	
PvMax-S Kit	66
<b>Screws and small parts</b>	
Screws and small parts	70

## NEW!

We would like to make it easier for you to select the products by using the icons. At a glance, you can see which item fits which system. Of course, our expert technicians will continue to be at your disposal should you have any questions in this regard.



Compatible with our Standard series



Compatible with our ProLine series



# PRESENTATION

Brochures and Software

Sample case

# BROCHURES AND SOFTWARE

## Presentation

The latest brochures, product sheets, mounting instructions and further technical information as well as software can always be found in the download area of **[www.schletter-group.com](http://www.schletter-group.com)**.

Upon request, we will also gladly send you our brochures in digital format.



# SAMPLE CASE



## Presentation


Upon request!

**195000-297** Sample case of roof and standard systems  
Contains samples of major products of the Schletter mounting systems



Similar illustrations





# ROOF HOOKS

Standard roof hooks

Rapid<sup>2+</sup> Pro roof hooks

Pro HSL roof hooks

ProLine roof hooks

Alu-Tile

Roof hooks, special design

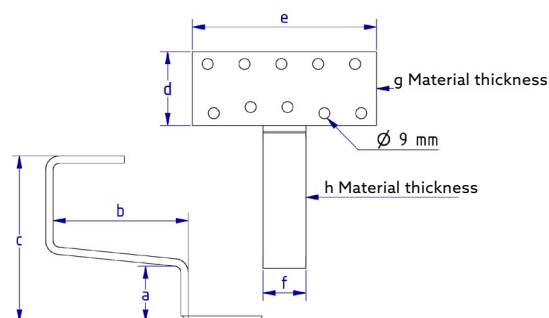
Roof hook accessories

# STANDARD ROOF HOOKS

## Roof hooks

- All roof hooks made of stainless steel
- Adjustable hooks completely pre-assembled

Please order wood screws, square head screws (M10 x 25 mm) and flange nuts separately!



## Eco S roof hooks

- VA quality
- Welded
- Symmetric bar arrangement



### 100004-000 Eco S 135 roof hooks (normal height 135 mm)

	a	b	c	d	e	f	g	h	
mm	45	110	135	60	150	35	5	6	PU: 20



### 100007-000 Eco S 165 roof hooks (normal height 165 mm)

	a	b	c	d	e	f	g	h	
mm	45	110	165	60	150	35	5	6	PU: 20



## Universal roof hooks

- VA quality
- Variable bar arrangement
- Adjustable at the front and rear
- Centre bar can be used in three positions



### 100001-000 Universal roof hooks (Frankfurt pantile or interlocking tiles)

	a	b	c	d	e	f	g	h	
mm	42-52	115	102-135	74	150	30	5	6	PU: 20

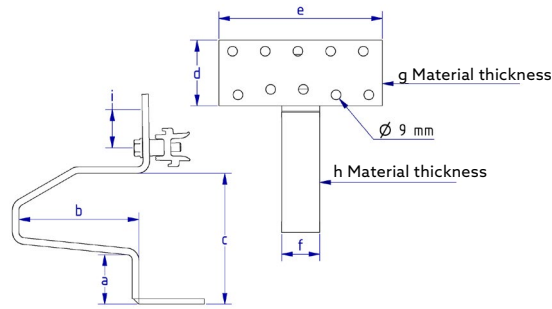


 = "Standard" profile     = "ProLine" profile

# RAPID<sup>2+</sup> PRO ROOF HOOKS

## Roof hooks

- VA quality
- Welded
- Symmetric bar arrangement
- Pre-assembled



101001-020 Rapid <sup>2+</sup> Pro 45 roof hooks										
	a	b	c	d	e	f	g	h	i	
mm	45	110	118	60	150	35	5	6	30	PU: 20

Comparable to: Eco S 100004-000.



101002-020 Rapid <sup>2+</sup> Pro 35 roof hooks										
	a	b	c	d	e	f	g	h	i	
mm	35	110	108	60	150	35	5	6	30	PU: 20

Like 101001-020, but 35 mm / 1.38-inch fork height for low battens.



101004-020 Rapid <sup>2+</sup> Pro Universal roof hooks										
	a	b	c	d	e	f	g	h	i	
mm	40-52	110	115-127	74	150	35	5	6	30	PU: 10

Universally adjustable, for vertical rail mounting - comparable with: Universal 100001-000.



101005-020 Rapid <sup>2+</sup> Pro Max roof hooks										
	a	b	c	d	e	f	g	h	i	
mm	45	120	125	80	150	35	6	8	30	PU: 10

Like 101001-020, but bar 35 x 8 mm / 1.38 x 0.31 inches for heavy snow loads.



101005-021 Rapid <sup>2+</sup> Pro Max 150 roof hooks										
	a	b	c	d	e	f	g	h	i	
mm	45	150	125	80	150	35	6	8	30	PU: 10

Like 101005-020, but measure b 150 mm.



101006-020 Rapid <sup>2+</sup> Pro MaxV roof hooks										
	a	b	c	d	e	f	g	h	i	
mm	45	120	125	80	150	35	6	8	30	PU: 10

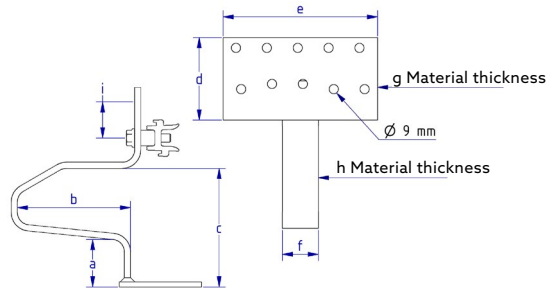
Like 101005-020, but for vertical rail mounting.



# PRO HSL ROOF HOOKS

Made of high-grade steel, especially for heavy snow loads

- High-grade steel, welded
- Surface with zinc flake coating
- Symmetric bar arrangement
- Pre-assembled



101001-022 Rapid <sup>2+</sup> Pro 45 HSL roof hooks										
	a	b	c	d	e	f	g	h	i	
mm	45	110	115	80	150	35	5	6	30	PU: 20



101005-024 Rapid <sup>2+</sup> Pro Max HSL roof hooks										
	a	b	c	d	e	f	g	h	i	
mm	45	132	114	80	150	35	6	8	30	PU: 10



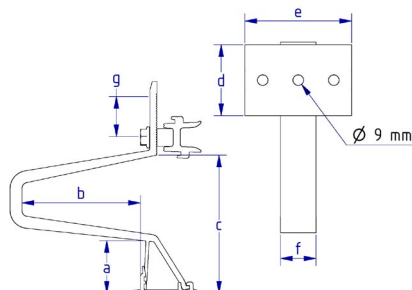
 = "Standard" profile     = "ProLine" profile



# PROLINE ROOF HOOKS

Made of aluminium. Lightweight, economical and efficient

- Material: Aluminium
- Mounting with only one bolt
- Variable bar arrangement
- Clamping part pre-assembled



101020-220* RapidA 35 Pro Max roof hooks							
	a	b	c	d	e	f	g
mm	35	92	107	60	100	30	30

\*Expected to be available from Q3/2022



100020-100 EcoA 45 Max roof hooks						
	a	b	c	d	e	f
mm	45	98	116	60	100	30

Connection possibilities for all common Schletter profiles; for use with higher snow loads.



101020-120 RapidA Pro 45 Max roof hooks							
	a	b	c	d	e	f	g
mm	45	98	116	60	100	30	30

For use with higher snow loads.



101024-120 RapidA 45 Pro Universal Max roof hooks							
	a	b	c	d	e	f	g
mm	45	98	116	60	100	30	30

For use with higher snow loads.



# ALU-TILE

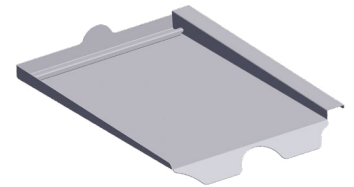
## Roof hooks

Replaces a complete roof tile. Please order roof hook set separately. Especially for areas with heavy snow loads.

System hooks with sheet metal replacement tiles in aluminium, EPDM screw seal, load support in plastic with A2 stainless-steel screw.

### Sheet metal replacement tiles

Manufacturer	Item No.	PU: 10
<b>Braas</b>		
Frankfurt pantile	103005-003	
Taunus pantile	103005-011	
Harz pantile	103005-022	
Tegalit	103005-025	
Topas 13V	103005-067	
<b>Erlus</b>		
Interlocking tile	103005-002	
Large interlocking tile	103005-007	
Large interlocking tile XXL	103005-010	
E58	103005-015	
Forma	103005-024	
Linea	103005-049	
Reform pantile XXL	103005-057	
<b>Eternit</b>		
Heidelberger	103005-006	
<b>Creaton (formerly Meindl)</b>		
Rustico	103005-004	
MZ3 NEW	103005-112	



### Alu-Tile Pro roof hook set

Consists of system hook, screw seals and load support



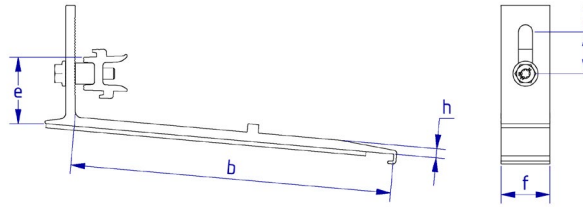
<b>103006-020</b> Alu-Tile Pro roof hook set	PU: 10
--	--------



 = "Standard" profile     = "ProLine" profile

# ROOF HOOKS, SPECIAL DESIGN

## Roof hooks



### Sheet metal replacement tiles and roof hook sets for Rapid beaver tail incl. mounting set



**109016-007** BEZ Rapid beaver tail AL 180 x 380 PU: 20

**109019-020** Roof hooks for Rapid Pro aluminium beaver tail PU: 20

	a	b	c	d	e	f	g	h	i
mm	-	228	-	-	48	35	-	7	30



**109016-009** BEZ Rapid beaver tail AL 170 x 380 PU: 20

**109019-020** Roof hooks for Rapid Pro aluminium beaver tail PU: 20

	a	b	c	d	e	f	g	h	i
mm	-	228	-	-	48	35	-	7	30



**109016-010** BEZ Rapid beaver tail AL 190 x 400 PU: 20

**109019-022** Roof hooks for Rapid Pro beaver tail 190 x 400 PU: 20

	a	b	c	d	e	f	g	h	i
mm	-	250	-	-	50	35	-	6	30



**109016-008** BEZ Rapid beaver tail Cu 180 x 380 PU: 20

**109019-021** Roof hooks for Rapid Pro beaver tail PU: 20

	a	b	c	d	e	f	g	h	i
mm	-	232	-	-	50	35	-	6	30

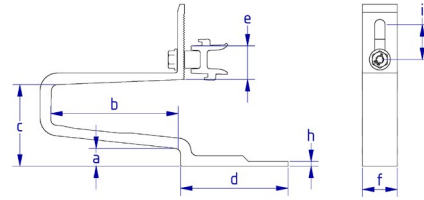


# ROOF HOOKS, SPECIAL DESIGN

## Roof hooks

### RapidA Pro 2L roof hooks

Roof hooks for system roofs made of roof insulation elements



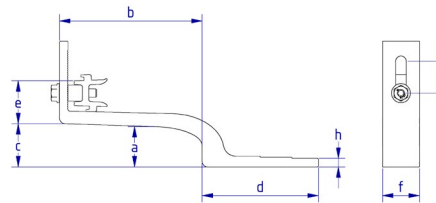
101028-020* RapidA Pro 2L roof hooks									PU: 20
	a	b	c	d	e	f	g	h	i
mm	15	110	70	92	30	30	-	4	30

\*Expected to be available from Q3/2022




### Rapid<sup>2+</sup> Pro Slate roof hooks


- Quick and easy installation
- Suitable for many shingle types
- For slate overlaps up to 125 mm
- Roof panel with flexible corrugated strip
- Direct load on rafters



109019-024 Rapid <sup>2+</sup> Pro Slate125 roof hooks									PU: 20
	a	b	c	d	e	f	g	h	i
mm	28	135	41	110	41	35	-	8	30



109017-010 Shingle for roof hook Rapid <sup>2+</sup> Pro Slate125									PU: 20
---	--	--	--	--	--	--	--	--	--------



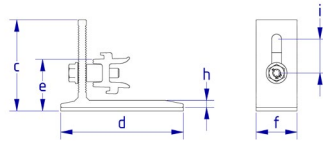
 = "Standard" profile     = "ProLine" profile

# ROOF HOOKS, SPECIAL DESIGN


## Roof hooks

### Rapid<sup>2+</sup> Pro SML

For mounting on the metal shingle



119026-102 Rapid <sup>2+</sup> Pro SML roof hooks									PU: 20
	a	b	c	d	e	f	g	h	i
mm	-	-	78	105	45	35	-	6	29

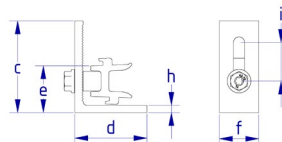


### RapidPro L

Angle attachment for connecting profiles of the ProLine series





119026-122 RapidPro L									PU: 100
	a	b	c	d	e	f	g	h	i
mm	-	-	70	55	36	30	-	5.5	29



# ROOF HOOK ACCESSORIES

## Roof hooks

<b>973000-075</b> Shim roof hook 2.5/5 mm	PU: 100
<b>973000-683</b> Roof hook sealing tape grey TP600 10 m	PU: 15
<b>109008-003</b> RapFix – extension for Eco roof hooks Especially for roof hooks that are not available as a Rapid version	PU: 50
<b>109008-023</b> RapFix Pro – extension for Eco roof hooks Especially for roof hooks that are not available as a Rapid version	PU: 50
<b>925120-002</b> Spacer sleeve, plastic, 1 m - For rafter insulation - Usable as a spacer sleeve for rafter insulation in connection with extra-long fastening screws - Plastic version prevents cold bridges - Cut to desired length - Order screws separately! - Note reduced load for roof hooks!	
<b>109010-000</b> Additional bracket Iso7 For roof hook fastening, system Iso07	PU: 20



= "Standard" profile



= "ProLine" profile







# SPECIAL FASTENERS

Special fasteners for roofs with steel substructure

Special fasteners for roofs with wooden substructure

Special fasteners accessories

Sheet metal seam clamps

Pro sheet metal seam clamps



Trapezoidal sheet fastening

Bitumen roof connection

# SPECIAL FASTENERS FOR ROOFS WITH STEEL SUBSTRUCTURE



## Roofing: Corrugated roofs & trapezoidal sheet

### Threaded screw, self-grooving, VA

		 
<b>943763-064</b>	6.3 x 64	PU: 100
<b>943763-115</b>	6.3 x 115	PU: 100
<b>943763-150</b>	6.3 x 150	PU: 100
<b>943763-200</b>	6.3 x 200	PU: 50

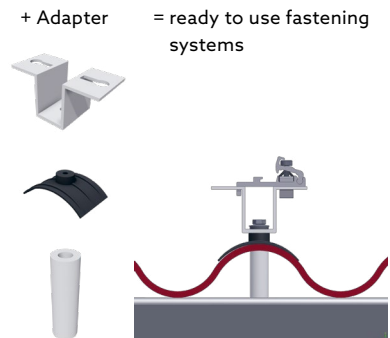
The mounting points must be pre-drilled with Ø 5 mm.



		 
<b>119033-002</b>	Uno M8 universal adapter	PU: 50
<b>119005-000</b>	Seal cap corrugated sheet 5 / 6 / 8	PU: 50
<b>119004-003</b>	Spacer sleeve AL 995 x 20*	PU: 30








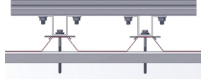

Rapid cross connectors (item 129063-000), Rapid Pro cross connectors (129063-010) and threaded screws must be ordered separately.

\*The required lengths must be cut to size on site.



# SPECIAL FASTENERS FOR ROOFS WITH STEEL SUBSTRUCTURE

## Roofing: Corrugated roofs & trapezoidal sheet



		 	+ Adapter	= ready to use fastening systems
<b>119033-002</b>	Uno M8 universal adapter	PU: 50		
<b>119005-001</b>	Universal calotte with EPDM	PU: 50		
Rapid cross connectors (item 129063-000) and Rapid Pro cross connectors (129063-010) must be ordered separately.				
		 		
<b>119033-002</b>	Uno M8 universal adapter	PU: 50		
<b>119005-001</b>	Universal calotte with EPDM	PU: 50		
For each mounting point, 2 threaded screws must be calculated. Additionally, the upper profile and the necessary mounting screws must be considered.				
			x 2	
			x 2	
				

# SPECIAL FASTENERS FOR ROOFS WITH WOODEN SUBSTRUCTURE



## Roofing: Corrugated roofs & trapezoidal sheet



For corrugated sheets (such as those of fiber cement) or trapezoidal sheet roofs, corrugated roof fastening sets consisting of a special hanger bolt with EPDM seal and a mounting plate are used. Please note that illustrations and thread lengths may vary!



### Hanger bolt



		 
<b>110010-200</b>	Hanger bolt set 10 x 200 mounted	PU: 50
<b>110012-200</b>	Hanger bolt set 12 x 200 mounted	PU: 50
<b>110012-300</b>	Hanger bolt set 12 x 300 mounted	PU: 50

Hanger bolt set pre-assembled with vulcanised EPDM seal (UV resistant) and 3 flange nuts in V4A, mounted.

		 
<b>119002-000</b>	Mounting plate for hanger bolts M10 / M12 For hanger bolts M10 / M12, loose, aluminium 120 x 60 x 6 mm	PU: 50

		 
<b>119001-020</b>	KlickTop Pro extension part for hanger bolt For hanger bolts M10 / M12, loose, aluminium	PU: 50


		 
<b>119033-004</b>	Universal adapter Duo M10 / M12 For hanger bolts M10 / M12, loose, aluminium	PU: 50

		 
<b>119033-001</b>	Universal adapter Uno M10 / M12 For hanger bolts M10 / M12, loose, aluminium	PU: 50

Rapid cross connectors (item 129063-000) and Rapid Pro cross connectors (item 129063-010) must be ordered separately.



+ Adapter = ready to use fastening systems



= "Standard" profile




= "ProLine" profile

# SPECIAL FASTENERS ACCESSORIES

## FixPlan - in connection with hanger bolts

The alternative for level sheet metal roofs for which fastening on the fold is not possible (e.g. titanium zinc sheet roofs).

<b>114003-000</b>	FixPlan sealing plate	PU: 50
<b>114004-000</b>	Bituplan additional seal for FixPlan For mounting with bitumen coverings	PU: 100



## SlatePlan for connection with hanger bolts

SlatePlan can be used on roofs with shingle covers, such as from bitumen, fiber cement or slate, for connection by hanger bolt systems.

<b>109017-000</b>	SlatePlan with seal 270 x 200 x 0.5 mm	PU: 50
<b>109017-001</b>	SlatePlan with seal 370 x 200 x 0.5 mm	PU: 50







# SHEET METAL SEAM CLAMPS

## Special fasteners

Please note:

The tightening torque must be limited so that the sheet metal seam does not become distorted and the thermal expansion of the sheets is not prevented!

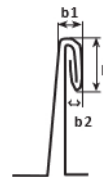
		 	
<b>112001-000</b>	Seam clamp 503 VA for standing seam roof Please note: For titanium zinc sheets, it must be checked whether the standing seams can be loaded!		PU: 50
<b>112001-005</b>	Seam clamp 503 Rapid for standing seam roof		PU: 50
			
<b>112001-010</b>	Seam clamp 504 for standing seam roof Especially suitable for double standing seam roofs made of titanium zinc sheet		PU: 50





Possible dimensions of the border fold (dimension drawing)

$h = 11 - 13 \text{ mm}$ ,  $b_1 = 4 - 6 \text{ mm}$ ,  $b_2 = \text{max. } 3 \text{ mm}$

The 504 seam clamp was developed together with the Rheinzink company for use on double standing seam roofs made of titanium zinc sheet and approved by Rheinzink. The profiles mounted on the standing seam clamps must not exceed a length of about 3 m without thermal separation.








			
<b>112002-003</b>	Seam clamp 510 Rapid; especially suitable for standing seam roofs from Kalzip <sup>®</sup> *, Bemo*		PU: 50
*All trademarks mentioned herein are the property of the respective owners.			
			
<b>112003-003</b>	Seam clamp 520 Rapid Zambelli RibRoof 465 and similar		PU: 50




 = "Standard" profile       = "ProLine" profile

# SHEET METAL SEAM CLAMPS

## Special fasteners

<b>112004-002</b>	Seam clamp 522 Rapid for Zambelli RibRoof 500 and similar	 PU: 50
<b>112006-002</b>	Seam clamp 524 Rapid for Fischer KlipTec and similar	 PU: 50
<b>112007-000</b>	Seam clamp 525 VA for Domico Domitec and similar	  PU: 50
<b>112012-007</b>	Seam clamp 551 for KlipLok 700 / 406 for KlipLok 700 HiStrength, KlipTite and similar	 PU: 100

## Attachment for seam clamps

<b>129063-000</b>	Rapid cross connector Completely pre-assembled for Klicknut M8 For cross rail system See Rapid cross connector product sheet	 PU: 200
-------------------	---	---





# PRO SHEET METAL SEAM CLAMPS

## Special fasteners

Please note:

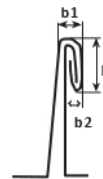
The tightening torque must be limited so that the sheet metal seam does not become distorted and the thermal expansion of the sheets is not prevented!



		
<b>112001-105</b>	Seam clamp Pro 503 for standing seam roof	PU: 50
		
<b>112001-110</b>	Seam clamp Pro 504 for standing seam roof Especially suitable for double standing seam roofs made of titanium zinc sheet	PU: 50



Possible dimensions of the border fold (dimension drawing)  
 $h = 11 - 13 \text{ mm}$ ,  $b1 = 4 - 6 \text{ mm}$ ,  $b2 = \text{max. } 3 \text{ mm}$

The 504 seam clamp was developed together with the Rheinzink company for use on double standing seam roofs made of titanium zinc sheet and approved by Rheinzink. The profiles mounted on the standing seam clamps must not exceed a length of about 3 m without thermal separation.







		
<b>112002-103</b>	Seam clamp Pro 510; especially suitable for standing seam roofs from Kalzip <sup>®</sup> *, Bemo*	PU: 50
*All trademarks mentioned herein are the property of the respective owners.		
		
<b>112003-103</b>	Seam clamp Pro 520 Zambelli RibRoof 465 and similar	PU: 50






# PRO SHEET METAL SEAM CLAMPS

## Special fasteners

<b>112004-102</b>	Seam clamp Pro 522 for Zambelli RibRoof 500 and similar		PU: 50
<b>112006-102</b>	Seam clamp Pro 524 for Fischer KlipTec and similar		PU: 50
<b>112012-107</b>	Seam clamp Pro 551 for KlipLok 700 / 406 for KlipLok 700 HiStrength, KlipTite and similar		PU: 100
<b>112012-112</b>	Seam clamp Pro 562 Universal		PU: 50

## Attachment for seam clamps

<b>129063-002</b>	RapidCon90		PU: 100
-------------------	------------	---	---------














# TRAPEZOIDAL SHEET CONNECTION

## Special fasteners

### SingleFix

The universal trapezoidal sheet fastener for steel and aluminium sheet from 0.5 mm; Pay special attention to the usage notes!

		 	
<b>113009-003</b>	SingleFix Pro for corrugation heights from 22 mm (1 piece) Screws must be ordered separately as needed (2 pieces for each SingleFix Pro)	PU: 100	2 pieces
			+
<b>943000-700</b>	Thin sheet metal screw 5.5 x 25 A2 with gasket	PU: 100	
			4 pieces
<b>943000-360</b>	Thin sheet metal screw 6.0 x 25 A2 with gasket	PU: 100	
			+ Profile
<b>120011-00450</b>	EcoLight 450 mm module support profile	PU: 50	
			
<b>120020-00450</b>	Pro 35 450 mm module support profile	PU: 50	
			
<b>121010-202</b>	FixZ-7 system profile18 lower 450 mm	PU: 25	
			
<b>121001-202</b>	FixZ-7 system profile18 upper 450 mm	PU: 25	
			
<b>121009-202</b>	FixZ-15 system profile18 lower 450 mm	PU: 25	
			
<b>121008-202</b>	FixZ-15 system profile18 upper 450 mm	PU: 25	



Mounting kit ←



= "Standard" profile



= "ProLine" profile

# TRAPEZOIDAL AND BITUMEN ROOF CONNECTION

## Special fasteners

### ClampFit

The cost-optimized trapezoidal sheet fastener system for steel and aluminium sheet from 0.5 mm. Pay special attention to the usage notes!



<b>130004-200*</b>	ClampFit Screws must be ordered separately as needed (2 pieces for each ClampFit)	PU: 100
--------------------	---	---------

\* Item will be discontinued at the end of the 4th quarter of 2022

<b>943000-700</b>	Thin sheet metal screw 5.5 x 25 A2 with gasket	PU: 100
-------------------	--	---------

<b>943000-360</b>	Thin sheet metal screw 6.0 x 25 A2 with gasket	PU: 100
-------------------	--	---------



<b>130004-300</b>	ClampFit Pro Screws must be ordered separately as needed (2 pieces/ClampFit Pro)	PU: 100
-------------------	--	---------

<b>943000-700</b>	Thin sheet metal screw 5.5 x 25 A2 with gasket	PU: 100
-------------------	--	---------

<b>943000-360</b>	Thin sheet metal screw 6.0 x 25 A2 with gasket	PU: 100
-------------------	--	---------



+



+



### EcoRapid

The universal fastening system for self-supporting trapezoidal sheet roofs and sandwich elements. Pay special attention to the usage notes!

<b>113014-000</b>	EcoRapid – clamp directly on frame, for corrugation heights from 22 mm Screws must be ordered separately as needed EcoRapid on the edge of module field: 2 screws EcoRapid in centre of module field: 1 screw	PU: 200
-------------------	--	---------

<b>943000-700</b>	Thin sheet metal screw 5.5 x 25 A2 with gasket	PU: 100
-------------------	--	---------

<b>943000-360</b>	Thin sheet metal screw 6.0 x 25 A2 with gasket	PU: 100
-------------------	--	---------



+



### Fix T-K


The innovative fastener for bitumen roofs on wood casings.




<b>119014-012</b>	Fix T-K - Please note: Accessories 973000-041 EPDM rubber (page 72)	PU: 50
-------------------	---	--------



<b>119014-212*</b>	Fix T-K Pro - Please note: Accessories 973000-041 EPDM rubber (page 72)	PU: 50
--------------------	---	--------



\*Expected to be available from Q2/2022





# MODULE CLAMPS

**Rapid16 module clamps**

**RapidPro module clamps**

**Clamps for laminate modules**


**Clamps accessories**

# MODULE CLAMPS FOR FRAMED MODULES

## Module clamps



### Rapid16 AL module clamp system


Clamping length: 50 mm

AL blank	Black anodized	Item name	Installation type	
<b>131121-002</b>	<b>131121-902</b>	Centre clamp Rapid16 40 - 50	<b>V + H</b>	PU: 100
<b>131101-002</b>	<b>131101-902</b>	End clamp Rapid16 40 - 50	<b>V + H</b>	PU: 50
<b>131121-001</b>	<b>131121-901</b>	Centre clamp Rapid16 30 - 40	<b>V + H</b>	PU: 100
<b>131101-001</b>	<b>131101-901</b>	End clamp Rapid16 30 - 40	<b>V</b>	PU: 50
<b>131101-003</b>	<b>131101-903</b>	End clamp Rapid16 30 - 40	<b>H</b>	PU: 50



Clamping length: 100 mm

<b>131121-111</b>		Centre clamp Rapid16 30 - 40 L	<b>V + H</b>	PU: 100	
<b>131101-101</b>		End clamp Rapid16 30 - 40 L	<b>V</b>	PU: 50	



= "Standard" profile







= "ProLine" profile


# MODULE CLAMPS FOR FRAMED MODULES

## Module clamps

### ProLine AL module clamp system

Clamping length: 50 mm  
 Clamp height: 30 - 47 mm  
 Only for profiles of the ProLine series!

AL blank	Item name	Installation type	
<b>131020-001</b>	RapidPro centre clamp	<b>V + H</b>	PU: 100
			
<b>131020-000</b>	RapidPro end clamp	<b>V + H</b>	PU: 50
			
Black anodized			
<b>131020-901</b>	RapidPro centre clamp	<b>V + H</b>	PU: 100
			
<b>131020-900</b>	RapidPro end clamp	<b>V + H</b>	PU: 50



# CLAMPS FOR LAMINATE MODULES

## Module clamps

For various module thicknesses

Attention: Note the tightening torque! See also: Laminate mounting – General information



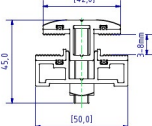




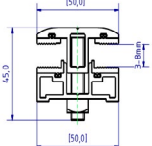


### Profi laminate series

For laminate thicknesses 3 – 8 mm

Glass inset: Profi narrow 11 mm, Profi wide 15 mm





Length: 80 mm, clearance between modules: approx. 20 mm

Incl. countersunk screw and square nut

	<b>132201-308</b> Profi centre clamp narrow 3 – 8 mm set	PU: 100		
	<b>132101-308</b> Profi end clamp narrow 3 – 8 mm set	PU: 100		
	<b>132202-308</b> Profi centre clamp wide 3 – 8 mm set	PU: 100		
	<b>132102-308</b> Profi end clamp wide 3 – 8 mm set	PU: 100		

### Eco laminate series

Length of aluminium clamp: 70 mm, glass inset: 11 mm, clearance between modules: 22 mm (no compression of the laminate)

	<b>133264-168</b> Eco6-S4 centre clamp laminate 6.8 mm set	PU: 100	
	<b>133164-168</b> Eco6-S4 end clamp laminate 6.8 mm set	PU: 100	

With M8 x 20 accessories, without click-in component, with aluminium clamp surrounding EPDM rubber.

Certified clamps for First Solar series 4 modules made of highly insulated EPDM rubber material. The certification can be found in the download area at [www.schletter-group.com](http://www.schletter-group.com).



= "Standard" profile





= "ProLine" profile







# LAMINATE CLAMP ACCESSORIES


## Module clamps

AL blank		
<b>139004-000</b>	Bearing plate for Eco module clamp For raising the bearing surface	PU: 200
AL blank		
<b>139008-006</b>	Safety hooks, laminate 3 – 8 mm	PU: 100



## Lightning protection and equipotential bonding

		
<b>135004-000</b>	Ground plate For module grounding, not for laminate clamps!	PU: 100
		 
<b>135003-000</b>	Lightning protection clamp for 8 mm AL completely pre-assembled (for DM 8 mm wiring)	PU: 20
		
<b>135003-002</b>	Grounding and lightning protection clamp VA M8 Clamping range Rd 8 – 10 mm Connection single/multi-wire 4 – 50 mm <sup>2</sup>	PU: 20
<b>119015-002</b>	Punched mounting tape 6 mm – Reel with 50 m	PU: 1
<b>119015-003</b>	Punched mounting tape 16 mm – Reel with 50 m Lightning resistant	PU: 1







# PROFILES

Module support and mounting profiles

Profile accessories

# MODULE SUPPORT AND MOUNTING PROFILES

## Profiles

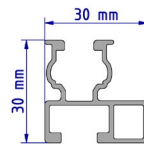
The series for the proven click system with the right accessories.  
Mounting with square nut, click system and Rapid<sup>2+</sup>

- Structural analysis tables for cross beams
- Load determination software on the Internet:  
[www.schletter-group.com](http://www.schletter-group.com) (customer area > software download)

### Module support profile EcoLight

Mechanical connection

Upper: KlickNut M8  
Lower: Screw channel M10



AL blank

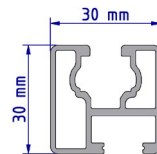
<b>120011-04400</b>	4400 mm
<b>120011-05500</b>	5500 mm



### Module support profile Eco05


Mechanical connection

Upper: KlickNut M8  
Lower: Screw channel M10



AL blank

<b>120001-04400</b>	4400 mm
<b>120001-05500</b>	5500 mm



= "Standard" profile



= "ProLine" profile


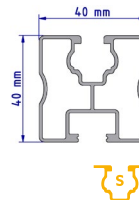
# MODULE SUPPORT AND MOUNTING PROFILES

## Profiles

### Module support profile Solo

Mechanical connection

Upper: KlickNut M8  
Lower: Screw channel M10


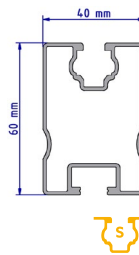


AL blank		Black anodized	
<b>120005-03300</b>	3300 mm		
<b>120005-04400</b>	4400 mm	<b>120005-94400</b>	4400 mm
<b>120005-05500</b>	5500 mm	<b>120005-95500</b>	5500 mm
<b>120005-006</b>	6000 mm		
<b>120005-06200</b>	6200 mm		

### Module support profile SoloPlus

Mechanical connection

Upper: KlickNut M8  
Lower: Screw channel M10

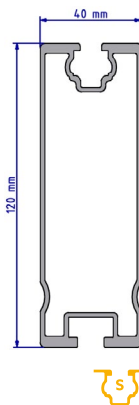


AL blank			
<b>120006-04400</b>	4400 mm		
<b>120006-05500</b>	5500 mm		

### Module support profile Solo XL

Mechanical connection

Upper: KlickNut M8  
Lower: Screw channel M10



AL blank			
<b>120015-05500</b>	5500 mm		

The lower M10 screw channel is only suitable for connecting with square head screw 943410-025. Not for Rapid cross connector, KlickTop or similar connections.

# PRO MODULE SUPPORT AND MOUNTING PROFILES

## Profiles


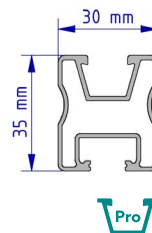
The profile of the new ProLine series with the fitting accessories. Can be combined with roof hooks, connectors and clamps of the ProLine series.

- Structural analysis tables for cross beams
- Load determination software on the Internet:  
[www.schletter-group.com](http://www.schletter-group.com) (customer area > software download)

### Module support profile Pro35

Mechanical connection

Upper: KlickNut Pro  
 Lower: Screw channel M10




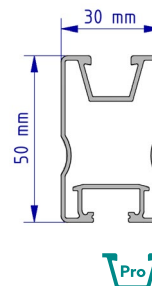
AL blank

<b>120020-00450</b>	450 mm	PU: 50
<b>120020-04400</b>	4400 mm	
<b>120020-05500</b>	5500 mm	

### Module support profile Pro50

Mechanical connection

Upper: KlickNut Pro  
 Lower: Screw channel M10




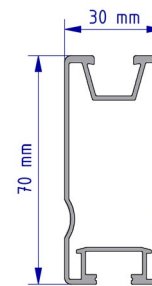
AL blank

<b>120021-03300</b>	3300 mm	
<b>120021-04400</b>	4400 mm	
<b>120021-05500</b>	5500 mm	
<b>120021-006</b>	6000 mm	

### Module support profile Pro70

Mechanical connection

Upper: KlickNut Pro  
 Lower: Screw channel M10



AL blank

<b>120022-04400</b>	4400 mm	
<b>120022-05500</b>	5500 mm	



= "Standard" profile



= "ProLine" profile

# PROFILE ACCESSORIES









## Profiles


<b>129200-000</b>	Pro internal connector		PU: 40
<b>129001-003</b>	E Eco connector, pre-assembled		PU: 100
<b>129002-002</b>	E Solo, SoloPlus, FixZ-7, FixZ-15 connector, pre-assembled		PU: 100
<b>129001-014</b>	Eco 05 250 mm internal connector (1 piece per connection)		PU: 50
<b>943755-925</b>	Drill screw 5.5 x 25 with gasket (2 pieces per connection)		PU: 100
<b>129060-000</b>	Solo slide-in connector (2 pieces per connection)		PU: 50
<b>943755-925</b>	Drill screw 5.5 x 25 with gasket (4 pieces per connection)		PU: 100
<b>129001-007</b>	SoloPlus internal connector		PU: 25
<b>129001-008</b>	EcoLight internal connector		PU: 25
<b>129001-019</b>	SoloXL internal connector		PU: 25
<b>943755-925</b>	Drill screw 5.5 x 25 with gasket (4 pieces per connection)		PU: 100



# PROFILE ACCESSORIES

## Profiles

AL blank	Black anodized		
<b>129063-000</b>	<b>129063-900</b>	Rapid cross connector Completely pre-assembled for Klicknut M8 For cross rail system See Rapid cross connector product sheet	PU: 200
<b>129063-010</b>	 Upper connection  Lower connection	Cross connector Rapid Pro Completely pre-assembled for Klicknut M8 For cross rail system	PU: 200
Grey	Black		
<b>129011-000</b>	<b>129011-900</b>	Solo plastic end cap	PU: 100
<b>129200-010</b>		Pro plastic end cap	 PU: 100
<b>119033-002</b>		Uno M8 universal adapter	  PU: 50
As clamp dowel for special applications in connection with the Eco05 module support profile. Support profile must be fastened with M8 screws to the clamp dowel.			
<b>Floor profile connector to ballast and composite rail</b>			
<b>129063-002</b>	RapidCon90 For cross rail system		PU: 100



 = "Standard" profile     = "ProLine" profile









# SUPPORTS

**Flat roof kit**

**Flat roof kit / Facade support**

**Green roof supports**

**Beam kit accessories**

**Support accessories**

# FLAT ROOF SYSTEM SUPPORTS

## Supports Beam kit

For all types of flat roof fasteners, depending on the substrate and fastener, diagonal reinforcement of the support units may be useful. If necessary, these reinforcements can be built on site, e.g. using our punched mounting tape 16 - 50 m (119015-003).

### Beam kit Angle of 15° - 40° in 5° increments possible



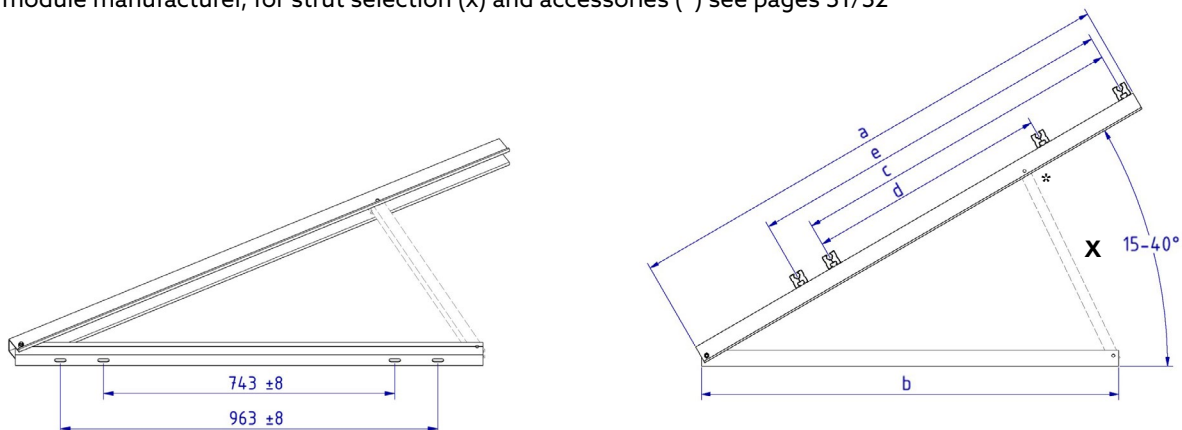
150002-130 Light flat roof support 1.3 m beam kit					
	a	b	c	d	e
mm	1195	1193	810 - 850	600	997 - 1067



150002-150 Light flat roof support 1.5 m beam kit					
	a	b	c	d	e
mm	1445	1193	920 - 960	690	997 - 1067

For horizontal and vertical module mounting

Please note:  
Refer to the dimension table for mounting areas, observe the specifications of the module manufacturer, for strut selection (x) and accessories (\*) see pages 51/52

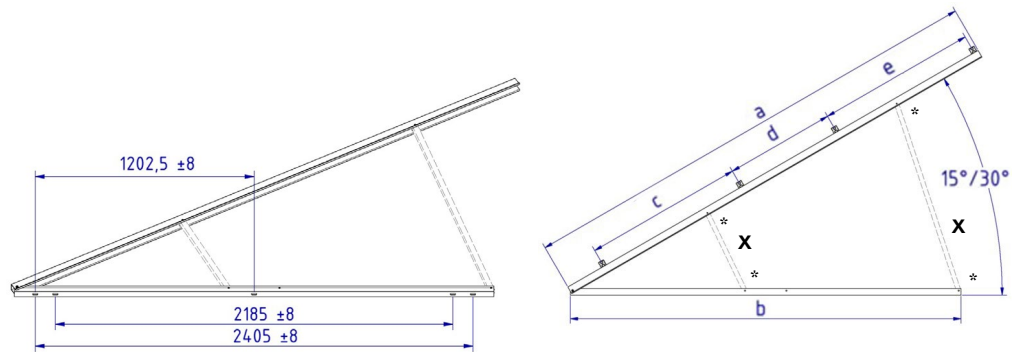


 = "Standard" profile     = "ProLine" profile

# FLAT ROOF SYSTEM AND FACADE SUPPORTS

## Supports Beam kit

**Beam kit**  
**Angle available**  
**in 15° or 30°**



**155002-320** Light flat roof support 3.2 m beam kit

	a	b	c	d	e
mm	3195	2635	1080	733	1072

For horizontal and vertical module mounting

Please note:

Refer to the dimension table for mounting areas, observe the specifications of the module manufacturer, for strut selection (x) and accessories (\*) see pages 51/52

### Facade support

**Angle of 50° - 75° in 5° increments possible**



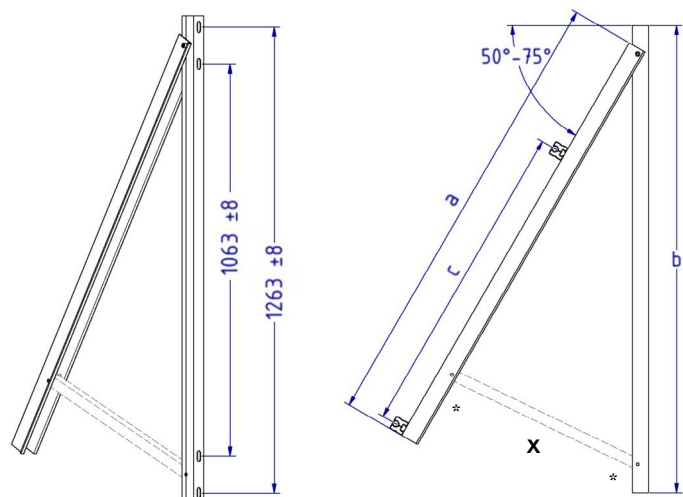
**156002-160** Light facade support 1.3 m beam kit

	a	b	c
mm	1285	1323	900

For horizontal and vertical module mounting

Please note:

Refer to the dimension table for mounting areas, observe the specifications of the module manufacturer, for strut selection (x) and accessories (\*) see pages 51/52



# GREEN ROOF SUPPORTS

**Green roof support**  
**Angle of 10° - 20° in 5° increments possible**

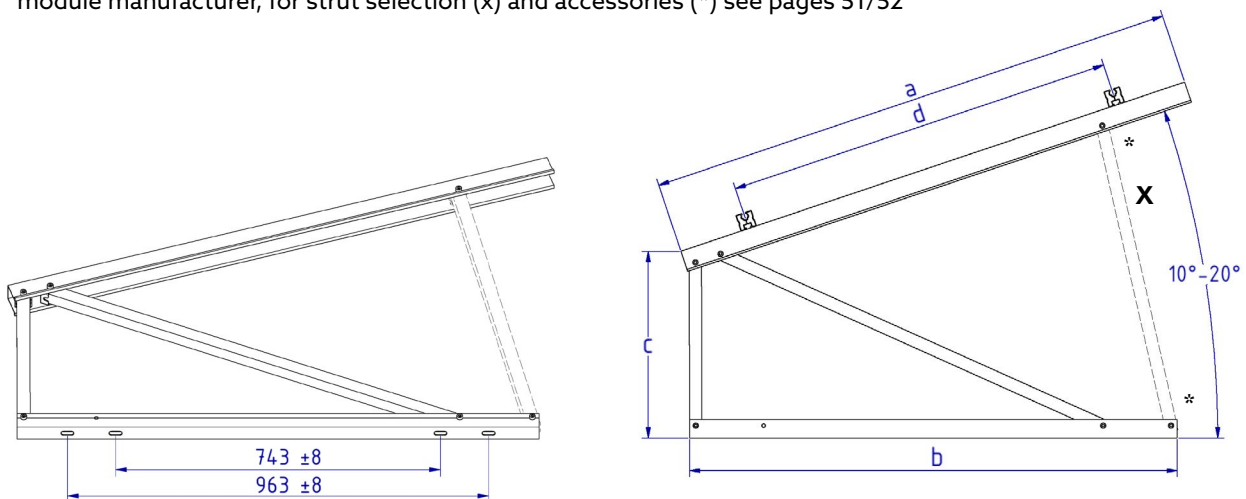


**152001-001** Green roof support for modules up to 1.6 m

	a	b	c	d
mm	1300	1193	455	950

For horizontal and vertical module mounting

Please note:  
 Refer to the dimension table for mounting areas, observe the specifications of the module manufacturer, for strut selection (x) and accessories (\*) see pages 51/52



 = "Standard" profile     = "ProLine" profile


# BEAM KIT ACCESSORIES

## Supports

To complete the beam kits the following components such as struts and accessories are necessary!

### Struts for beam kit

<b>159005-001</b>	Strut with end cap 338 mm
<b>159005-002</b>	Strut with end cap 428 mm
<b>159005-003</b>	Strut with end cap 520 mm
<b>159005-004</b>	Strut with end cap 613 mm
<b>159005-005</b>	Strut with end cap 700 mm
<b>159005-006</b>	Strut with end cap 781 mm
<b>159005-007</b>	Strut with end cap 1359 mm



### Beam kit accessories

<b>943308-055</b>	Bolt M8 x 55 hex socket DIN 912 A2 Gleitmo coating (2 pieces/strut)	PU: 100
<b>943911-008</b>	Nut M8 hexagonal self-locking DIN985 A4 (2 pieces/strut)	PU: 500
<b>943922-008</b>	M8 Large Washer DIN9021 A2 (1 piece/screw-on point bottom support)	PU: 100
<b>943922-010</b>	M10 Large Washer DIN9021 A2 (1 piece/screw-on point bottom support)	PU: 100



### Strut table

Flat roof support						
	15°	20°	25°	30°	35°	40°
<b>150002-130</b>	159005-001	159005-002	159005-003	159005-004	159005-005	159005-006
<b>150002-150</b>	159005-001	159005-002	159005-003	159005-004	159005-005	159005-006
<b>155002-320</b>	159005-005			159005-007		
	159005-001			159005-004		

Facade support						
	50°	55°	60°	65°	70°	75°
<b>156002-160</b>	159005-006	159005-005	159005-004	159005-003	159005-002	159005-001

Green roof support			
	10°	15°	20°
<b>152001-001</b>	159005-004	159005-005	159005-006

# SUPPORT ACCESSORIES

## Supports

### Weighing

<b>159000-027</b>	Concrete block weighing set18	PU: 100
<b>160002-001</b>	SolRack AL (1 plate) Material thickness: 1 mm Surface: 0.55 m <sup>2</sup>	



### SolRack accessories

(2 units per plate required!)

<b>943610-025</b>	Bolt M10 x 25 hexagonal DIN933 A2 Gleitmo coating	PU: 100
<b>943922-010</b>	M10 Large Washer DIN9021 A2	PU: 100
<b>943912-010</b>	Flange nut M10 with locking teeth DIN6923 A4	PU: 100

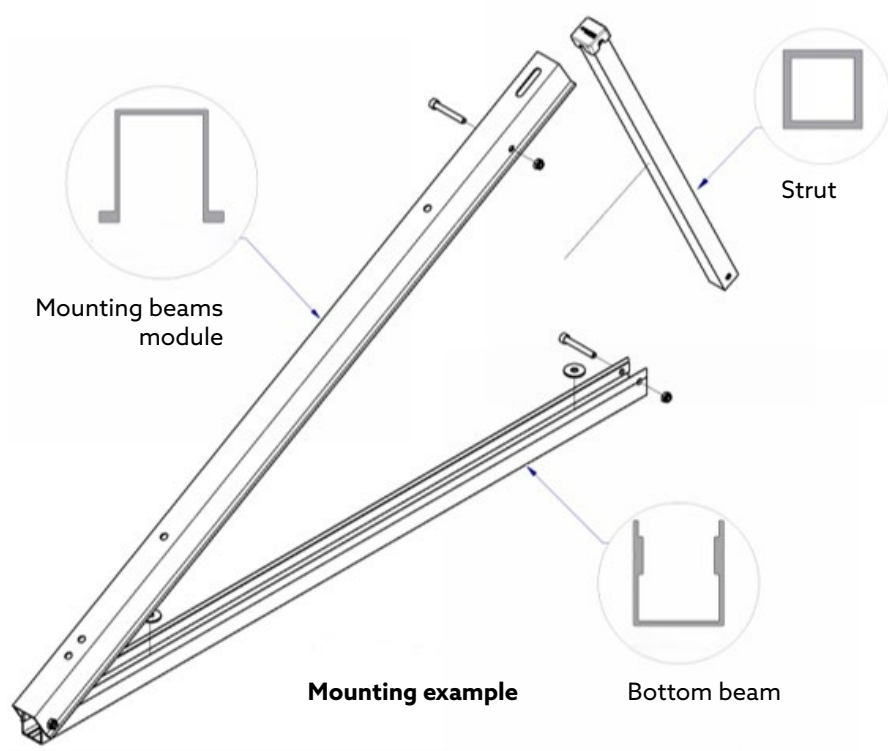
### Windsafe (depending on project)

Rear wall panelling for elevated PV systems to reduce wind loads

<b>164160-180</b>	Windsafe Vario AL 160 x 1830 mm	
<b>164250-180</b>	Windsafe Vario AL 250 x 1830 mm	











# LOAD-OPTIMIZED FLAT ROOF SYSTEMS

FixGrid

FlatGrid

FixGrid Pro

# FIXGRID


## Load-optimized flat roof systems




FixGrid18	
<b>163000-201</b>	FixGrid18 100 kit 6° set of 2
<b>163000-202</b>	FixGrid18 100 kit 6° set of 3
<b>163000-203</b>	FixGrid18 100 kit 13° set of 2
<b>163000-204</b>	FixGrid18 100 kit 13° set of 3



FixZ-7	
<b>121001-04400</b>	FixZ-7 system profile18 upper 4400 mm
<b>121001-05500</b>	FixZ-7 system profile18 upper 5500 mm
<b>121010-04400</b>	FixZ-7 system profile18 lower 4400 mm
<b>121010-05500</b>	FixZ-7 system profile18 lower 5500 mm



FixZ-15	
<b>121008-04400</b>	FixZ-15 system profile18 upper 4400 mm
<b>121008-05500</b>	FixZ-15 system profile18 upper 5500 mm
<b>121009-04400</b>	FixZ-15 system profile18 lower 4400 mm
<b>121009-05500</b>	FixZ-15 system profile18 lower 5500 mm



Base profile FixGrid, FlatGrid	
<b>128039-006</b>	Base profile for FlatGrid 6000 mm
<b>128039-203</b>	Base profile for FlatGrid 2150 mm
<b>128039-214</b>	Base profile for FlatGrid 4200 mm
<b>128039-215</b>	Base profile for FlatGrid 6300 mm



 = "Standard" profile    
  = "ProLine" profile

# FIXGRID

## Load-optimized flat roof systems



FixZ profile pieces incl. FixGrid screw-in connector		
<b>163900-011</b>	FixZ-7 system profile upper 96 mm with connector	PU: 25
<b>163900-012</b>	FixZ-7 system profile lower 96 mm with connector	PU: 25
<b>163900-021</b>	FixZ-10 system profile upper 96 mm with connector	PU: 25
<b>163900-022</b>	FixZ-10 system profile lower 96 mm with connector	PU: 25
<b>163900-023</b>	FixZ-10 system profile centre 96 mm with connector	PU: 25
<b>163900-001</b>	FixZ-15 system profile upper 96 mm with connector	PU: 25
<b>163900-002</b>	FixZ-15 system profile lower 96 mm with connector	PU: 25
<b>163900-003</b>	FixZ-15 system profile centre 96 mm with connector	PU: 25



For high snow loads up to 5.4 kN / m<sup>2</sup>



FixZ Windsafe sheet metal	
<b>169018-170</b>	FixZ-7 Windsafe up to 1700 mm
<b>169118-170*</b>	FixZ-7-S Windsafe up to 1700 mm
<b>169018-210</b>	FixZ-7 Windsafe up to 2067 mm
<b>169118-210*</b>	FixZ-7-S Windsafe up to 2067 mm
<b>169118-240*</b>	FixZ-7-S Windsafe up to 2400 mm
<b>169017-170</b>	FixZ-10 Windsafe up to 1700 mm
<b>169117-170*</b>	FixZ-10-S Windsafe up to 1700 mm
<b>169017-210</b>	FixZ-10 Windsafe up to 2067 mm
<b>169117-210*</b>	FixZ-10-S Windsafe up to 2067 mm
<b>169117-240*</b>	FixZ-10-S Windsafe up to 2400 mm
<b>169019-170</b>	FixZ-15 Windsafe up to 1700 mm
<b>169119-170*</b>	FixZ-15-S Windsafe up to 1700 mm
<b>169019-210</b>	FixZ-15 Windsafe up to 2067 mm
<b>169119-210*</b>	FixZ-15-S Windsafe up to 2067 mm
<b>169119-240*</b>	FixZ-15-S Windsafe up to 2400 mm



\*Made of galvanized sheet steel



Ballast shafts		
<b>169020-170</b>	FixGrid ballast shaft up to 1700 mm	
<b>169020-210</b>	FixGrid ballast shaft up to 2067 mm	
<b>169020-240</b>	FixGrid ballast shaft up to 2400 mm	
<b>169020-000</b>	FixGrid end plate ballast shaft (only for 169020-240)	PU: 20



The appropriate module clamps can be found in the module clamps section Rapid16.

# FIXGRID

## Load-optimized flat roof systems




Connectors		
<b>129002-002</b>	E Solo, SoloPlus, FixZ-7, FixZ-15 connector, pre-assembled	PU: 100
<b>129019-011</b>	Additional connector for FixZ-15 upper (1 piece per connection)	PU: 100
<b>943755-925</b>	Drill screw 5.5 x 25 with gasket (2 pieces per connection)	PU: 100




Other accessories		
<b>129063-000</b>	Rapid cross connector Completely pre-assembled for Klicknut M8 For cross rail system See Rapid cross connector product sheet	PU: 200



<b>129062-001</b>	Tension connector set M8	PU: 100
<b>129061-001</b>	Ridge connector set	PU: 50
<b>119015-002</b>	Punched mounting tape 6 mm - Reel with 50 m	PU: 1
<b>119015-003</b>	Punched mounting tape 16 mm - Reel with 50 m Lightning resistant	PU: 1



The appropriate module clamps can be found in the module clamps section Rapid16, and the module support profiles in the profiles section.



= "Standard" profile



= "ProLine" profile

# FLATGRID

## Load-optimized flat roof systems



### Base profile FlatGrid for surface protection strips


<b>128039-006</b>	Base profile for FlatGrid 6000 mm
<b>128039-203</b>	Base profile for FlatGrid 2150 mm
<b>128039-214</b>	Base profile for FlatGrid 4200 mm
<b>128039-215</b>	Base profile for FlatGrid 6300 mm



<b>129078-001</b>	Internal connector for FlatGrid (2 pieces per connection)	PU: 50
<b>943000-360</b>	Thin sheet metal screw 6.0 x 25 A2 with gasket (4 pieces per connection)	PU: 100



<b>169004-003</b>	Surface protection mat 300 x 110 x 20 mm SK	PU: 25
<b>169004-008</b>	Surface protection mat 300 x 110 x 20 mm FH AK SK (On request, please note longer delivery times.)	PU: 25



### Rapid Pro L bracket connector and accessories

<b>119026-122</b>	Rapid Pro L bracket connector	PU: 100
-------------------	-------------------------------	---------

Only suitable for the FlatGrid base profile of the standard series.




<b>943308-120</b>	Allen screw M8 x 20	PU: 100
<b>943922-008</b>	Washer M8	PU: 100
<b>943914-008</b>	Square nut M8	PU: 100
<b>129010-008</b>	KlickIn component for M8 nut	PU: 100



### Other accessories

<b>129062-001</b>	Tension connector set M8	PU: 100
<b>169017-000</b>	Additional trough	PU: 50
<b>169004-013</b>	Surface protection mat 230 x 110 x 8 mm	PU: 100



# FIXGRID PRO

## Load-optimized flat roof systems

Module support		
<b>165005-001</b>	Pro screw-in module support For installation on the Pro floor profile	PU: 25

The appropriate module clamps can be found in the ProLine module clamps section.

<b>165005-004</b>	Pro module support For installation on the Pro screw-in and heightening element	PU: 25
-------------------	--	--------

Heightening element		
<b>165005-002</b>	Pro screw-in heightening element For installation on the Pro floor profile	PU: 25

**Please note:**



The number of heightening elements varies depending on the angle of elevation:  
(1 piece = 5°, 2 pieces = 10°, 3 pieces = 15°)

<b>165005-003</b>	Pro heightening element For installation on the Pro screw-in and heightening element	PU: 25
-------------------	---	--------

Floor profile		
<b>165001-111</b>	Pro floor profile project-specific length	
<b>165001-01500</b>	Pro floor profile 1500 mm	
<b>165001-02500</b>	Pro floor profile 2500 mm	
<b>165001-03500</b>	Pro floor profile 3500 mm	
<b>165001-04500</b>	Pro floor profile 4500 mm	
<b>165001-06000</b>	Pro floor profile 6000 mm	

Floor profile connectors		
<b>129200-001</b>	Pro floor profile connectors	PU: 70

The FixGrid Pro series items are expected to be available from the 3rd quarter of 2022.



= "Standard" profile



= "ProLine" profile



# FIXGRID PRO

## Load-optimized flat roof systems



Windsafe sheet metal	
169205-111	Pro Windsafe 5 project-specific length
169205-135	Pro Windsafe 5 up to 1350 mm module
169205-180	Pro Windsafe 5 up to 1800 mm module
169205-215	Pro Windsafe 5 up to 2150 mm module
169205-250	Pro Windsafe 5 up to 2500 mm module
169210-111	Pro Windsafe 10 project-specific length
169210-135	Pro Windsafe 10 up to 1350 mm module
169210-180	Pro Windsafe 10 up to 1800 mm module
169210-215	Pro Windsafe 10 up to 2150 mm module
169210-250	Pro Windsafe 10 up to 2500 mm module
169215-111	Pro Windsafe 15 project-specific length
169215-135	Pro Windsafe 15 up to 1350 mm module
169215-180	Pro Windsafe 15 up to 1800 mm module
169215-215	Pro Windsafe 15 up to 2150 mm module
169215-250	Pro Windsafe 15 up to 2500 mm module




Ballast shaft	
169020-100	Pro ballast tray Please note: Accessories, surface protection mat page 62



169020-001	Pro ballast tray cover plate	PU: 20
------------	------------------------------	--------



169200-000	Pro ballast tray clamping wedge	PU: 10
------------	---------------------------------	--------



Ballast and composite rails	
165002-111	Pro ballast + composite rail project-specific length
165002-01600	Pro ballast + composite rail 1600 mm
165002-02000	Pro ballast + composite rail 2000 mm
165002-02350	Pro ballast + composite rail 2350 mm
165002-02700	Pro ballast + composite rail 2700 mm
165002-06000	Pro ballast + composite rail 6000 mm



Ballast rail connectors		
129200-002	Pro ballast rail connectors	PU: 40



Floor rail		
165001-00550	Pro 550 floor rail As intermediate support if ballast rail support distance exceeds 2500 mm	PU: 25




# FIXGRID PRO

## Load-optimized flat roof systems



### Surface protection mat strips

<b>169004-003</b>	Surface protection mat 300 x 110 x 20 mm SK	PU: 25
<b>169004-008</b>	Surface protection mat 300 x 110 x 20 mm FH AK SK (On request, please note longer delivery times.)	PU: 25



### Floor profile connector to ballast and composite rail

<b>129063-002</b>	RapidCon90	PU: 100
-------------------	------------	---------

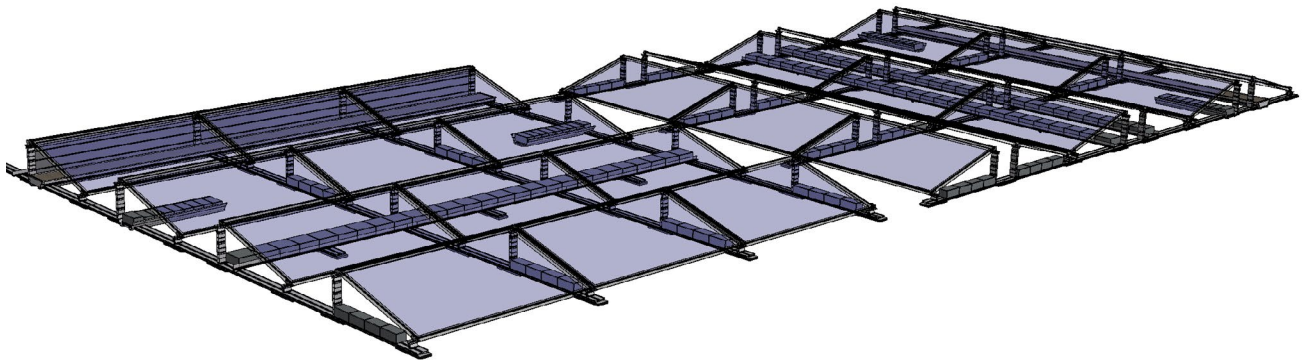


### Fastening screws for Windsafe sheet metal

<b>943000-700</b>	Thin sheet metal screw 5.5 x 25 A2 with gasket	PU: 100
<b>943000-360</b>	Thin sheet metal screw 6.0 x 25 A2 with gasket	PU: 100



The FixGrid Pro series items are expected to be available from the 3rd quarter of 2022.



= "Standard" profile



= "ProLine" profile








# PVMAX ENERGY-KITS

PvMax-S Kit

# PVMAX

## PvMax-S Kit



# PVMAX

## PvMax-S Kit

The new PvMax-S complements our product range from the FS steel family with a cost-effective and simple modular system. PvMax-S combines FS Duo with concrete foundations.


- Quick and easy installation
- Complete statics verification
- Economical and efficient
- Applicable for 60 and 72 cell modules

### Open area system with concrete foundation

---

<b>146003-040</b>	PvMax-S Kit 2V 11/72 4 posts
-------------------	------------------------------

---







# SCREWS AND SMALL PARTS

Screws and small parts

# SCREWS AND SMALL PARTS

## Screws and small parts

### Hexagon screw, VA



<b>943610-025</b>	M10 x 25	PU: 100
<b>943610-035</b>	M10 x 35	PU: 100
<b>943610-045</b>	M10 x 45	PU: 100



### Square head screw, VA



<b>943410-025</b>	M10 x 25	PU: 100
-------------------	----------	---------



### Flange nut with locking teeth



<b>943912-008</b>	M8	PU: 100
<b>943912-010</b>	M10	PU: 100



### Washer large, VA



<b>943922-008</b>	M8	PU: 100
<b>943922-010</b>	M10	PU: 100



### Allen screw



<b>943308-120</b>	M8 x 20 bottom gear teeth	PU: 100
-------------------	---------------------------	---------



= "Standard" profile



= "ProLine" profile


# SCREWS AND SMALL PARTS

## Screws and small parts


			
<b>942000-902*</b>	Pro hammerhead nut		PU: 100

\*Expected to be available from Q4/2022



			
<b>943914-008</b>	Square nut M8, V4A Fits all Schletter system profiles, can be combined with Klicknut M8 and click-in component		PU: 100
<b>129010-008</b>	KlickIn component for M8 nut For simplified insertion of the M8 square nut, at any location on the KlickIn nut M8		PU: 100



			
<b>943914-010</b>	Square nut M10, V4A		PU: 100
<b>129010-001</b>	KlickIn component for M10 nut For simplified insertion of the M10 square nut, at any location on the KlickIn nut M10		PU: 100



### Nut self-securing, V4A

		 	
<b>943911-008</b>	M8		PU: 500





#### Please note:

All locking nuts in all designs and grades are disposable!

Both the plastic ring on poly stop nuts and the clamping part on all-metal nuts lose their clamping effect when screwed on and off.

### Threaded screw self-grooving, VA

For steel starting at 1.5 mm

		 	
<b>943763-064</b>	6.3 x 64		PU: 100
<b>943763-115</b>	6.3 x 115		PU: 100
<b>943763-150</b>	6.3 x 150		PU: 100
<b>943763-200</b>	6.3 x 200		PU: 50



The mounting points must be pre-drilled with  $\varnothing$  5 mm.

# SCREWS AND SMALL PARTS

## Screws and small parts

### Fastening screws for metal components and plates



<b>943755-925</b>	Drill screw 5.5 x 25 with gasket	PU: 100
<b>943000-700</b>	Thin sheet metal screw 5.5 x 25 A2 with gasket	PU: 100
<b>943000-360</b>	Thin sheet metal screw 6.0 x 25 A2 with gasket	PU: 100



<b>943772-019</b>	Repair screw 7.2 x 19 self-grooving FAB A-A2	PU: 500
-------------------	--	---------



### EPDM rubber inlay 3 mm self-adhesive, reel with 50 m, UV-resistant

e.g. for trapezoidal sheet clamps or for laminate modules



<b>973000-041</b>	EPDM rubber self-adhesive 48 mm wide, reel with 50 m
-------------------	--




### Wood screw

For non-boarded roofs, we recommend at least 80 mm, for roofs with boarding and counter-battens, at least 120 mm!

#### Wood screw with plate head, VA



<b>943208-080</b>	8 x 80	PU: 100
<b>943208-100</b>	8 x 100	PU: 100
<b>943208-120</b>	8 x 120	PU: 50



Example

#### Wood screw with plate head, galvanized



<b>942208-080</b>	8 x 80	PU: 50
<b>942208-100</b>	8 x 100	PU: 50
<b>942208-120</b>	8 x 120	PU: 50

#### Seal for plate head screws



<b>119016-000</b>	dm 8 EPDM
-------------------	-----------



= "Standard" profile    = "ProLine" profile

# SCREWS AND SMALL PARTS


## Screws and small parts

### Cable routing


Cable fastener made of UV- and temperature-resistant plastic



129065-008 Proklip-Multi 8			
Profiles	Systems	Cable quantity	
Click or screw channel M8, module support profiles S, module support profiles Solo, Eco05, FixZ-7, FixZ-15	FixZ-7, FixZ-15, system FS, carport, special projects	approx. 6*	PU: 100



129065-001 Proklip-Multi 10S			
Profiles	Systems	Cable quantity	
Solo and screw channel M10	-	approx. 4*	PU: 100



149023-001 Mounting clips 1.0 – 3.0 mm, upper guide		Cable quantity
Fastening on edges with a width of 1.0 – 3.0 mm; Cable tie length: 200 mm		PU: 100




149023-002 Mounting clips 1.0 – 3.0 mm, lateral guide		Cable quantity
Fastening on edges with a width of 1.0 – 3.0 mm; Cable tie length: 200 mm		PU: 100



\*Starting with a 6 mm<sup>2</sup> cable with a 6 mm cable diameter.



# NOTES



# SCHLETTER

The Solar Mounting Group

For competent and comprehensive advice in planning your system, and for questions about logistics and order processing, our employees are gladly available to you.



SCHLETTER SOLAR GMBH  
Alustraße 1  
83527 Kirchdorf  
GERMANY

[www.schletter-group.com](http://www.schletter-group.com)

We reserve the right to make changes, including technical modifications.